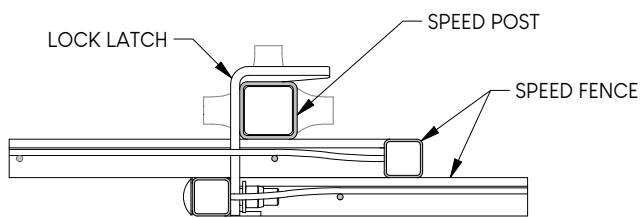
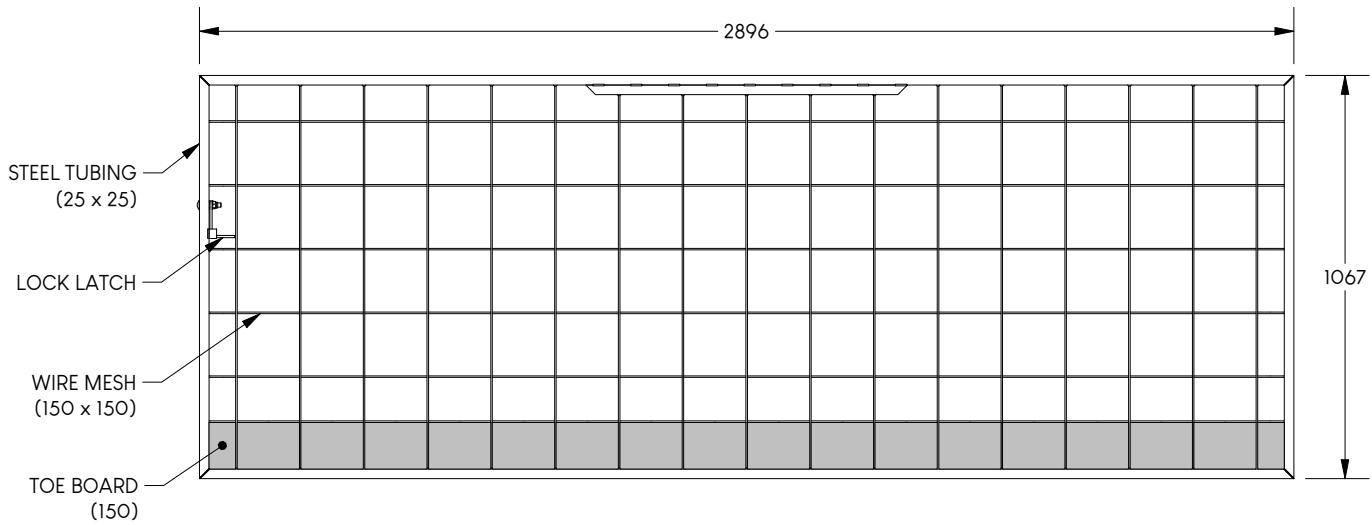


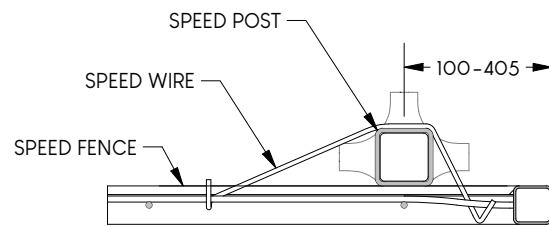
# SPEED FENCE 9'-6"

KF9642

Galvanized Steel Edge Protection Fence



LOCK LATCH APPLICATION



SPEED WIRE APPLICATION

Compliant with load requirements of all Canadian Provincial Regulations for Construction Projects.

\*Maximum post spacing applies when the guardrail system consists of only Speed Edge products.

Please inquire regarding compliance in other jurisdictions or for special case scenarios.

Refer to manual for complete installation instructions.

ALL MEASUREMENTS IN mm, U.N.O.

Weight	20.4 kg
*Max. Spacing	2743 mm